


# JELD-WEN®

INTERIOR DOORS



# ABOUT JELD-WEN

## DEDICATION FROM DAY ONE

Since 1960, when JELD-WEN began with one millwork plant, we've been dedicated to crafting windows and doors that enhance the beauty and functionality of your home. Today, we continue that tradition with innovation, engineering high-quality products that are durable and well-designed.

In addition to responsible reforestation practices, we reuse and recycle as much of our raw resources as possible. Innovation is also at the heart of our manufacturing process. With JELD-WEN, you can expect products that are more than just beautiful on the outside. The inner workings of our windows and doors are engineered to function for years to come.



IWP® WOOD  
WALNUT 3-PANEL WITH BURL INLAYS,  
SHOWN IN CHAPPO STAIN



## TABLE OF CONTENTS

STYLE COLLECTIONS	4-13
Farmhouse	6
Coastal	8
Updated Traditional	10
Simply Modern	12
PRODUCT LINES	14-27
IWP® Wood	16
Karona™	18
Stile & Rail	20
TRIA™	22
Molded	24
Flush	26
DOOR APPLICATIONS	28-33
DesignGlide™	32
REFERENCE GUIDE	34-39
FINISHING OPTIONS FOR MOLDED DOORS	40
WARRANTY	42



## STYLE COLLECTIONS

COMPLEMENT THE AESTHETIC OF A HOME  
WITH INTERIOR DOORS THAT SUBTLY  
TIE EACH SPACE TOGETHER.

*IWP® WOOD  
RED GRANDIS GLASS PANEL WITH CLEAR GLASS  
AND GOTHIC TDL, SHOWN IN CHAPPO STAIN*







*STILE & RAIL  
AUTHENTIC WOOD 5-PANEL SHAKER,  
SHOWN IN CUSTOM PAINT*



*MOLDED  
SANTA FE™ 2-PANEL ROUND TOP PLANK,  
SHOWN IN HAZELNUT*

## FARMHOUSE

### RUSTIC CHARM MEETS MODERN SIMPLICITY

Modern farmhouses are a blend of old and new. Warm, natural wood tones with various panel sizes add detail and character while white interior doors add subtle interest. Blend living spaces with doors that seamlessly fit into the interior décor or mark the spot of a transition with beautifully stained wood species and an arch top that's elegant yet rustic. Matte black or brushed hardware adds the final touch to expertly crafted doors that suit any Farmhouse style home.



FIND MORE STYLE INSPIRATION ONLINE

Additional doors, colors, and options at [jeld-wen.com](https://jeld-wen.com)



*STILE & RAIL  
AUTHENTIC WOOD 15-LITE,  
SHOWN IN CUSTOM PAINT*



## EXPLORE JELD-WEN® INTERIOR DOORS IN THIS STYLE



**IWP® Wood**  
Red Grandis  
Glass Panel with Clear  
Glass and Gothic TDL,  
shown in Chappo stain



**Karona™**  
Rift White Oak  
Radius Top with  
V-Groove Paneling,  
shown in clear finish



**Stile & Rail**  
Authentic Wood  
5-Panel Shaker,  
primed



**Stile & Rail**  
MODA® Rustic  
Knotty White  
Cedar 3-Panel,  
unfinished



**Stile & Rail**  
Authentic Wood  
15-Lite,  
primed



**Molded**  
Santa Fe™ 2-Panel  
Round Top Plank,  
shown in Hazelnut

SEE ENTIRE COLLECTION ON PAGE 36

Actual colors may vary from samples shown due to printing process and/or differing monitor calibrations.





*STILE & RAIL  
AUTHENTIC WOOD PLANTATION LOUVER,  
SHOWN IN CUSTOM PAINT*



*MOLDED  
ROCKPORT™ 5-PANEL,  
SHOWN IN BLUE HERON PAINT*

## COASTAL

### A RELAXED VIBE AND A SENSE OF PLAY

Coastal style homes inspire a sense of relaxation. Neutral colors with driftwood elements and smooth textures help create a space that evokes the sense of easy living. The flat panels create a smooth surface that can accommodate a wide range of hardware styles. Coastal style interior doors also feature various panel sizes, ocean-inspired shades of blue, and textured or clear glass inserts to create an interior that's open, bright, and reminiscent of days spent by the sea.



FIND MORE STYLE INSPIRATION ONLINE

Additional doors, colors, and options at [jeld-wen.com](http://jeld-wen.com)



*MOLDED  
CAIMAN® 2-PANEL ROUND TOP,  
SHOWN IN SERENITY PAINT*





KARONA™  
MAPLE 1-LITE OVER PANEL DOUBLE DOOR,  
SHOWN IN CUSTOM STAIN

## EXPLORE JELD-WEN® INTERIOR DOORS IN THIS STYLE



**Karona™**  
Maple 1-Lite Over Panel  
Double Door,  
shown in custom stain



**Karona™**  
Maple 8-Lite  
Over Panel,  
unfinished



**Stile & Rail**  
Authentic Wood  
Plantation Louver,  
primed



**Stile & Rail**  
Authentic Wood  
1-Panel Shaker,  
primed



**Molded**  
Rockport™ 5-Panel,  
shown in Blue Heron  
paint



**Molded**  
Caiman® 2-Panel  
Round Top,  
shown in  
Serenity paint

SEE ENTIRE COLLECTION ON PAGE 37

Actual colors may vary from samples shown due to printing process and/or differing monitor calibrations.



IWP® WOOD  
MAHOGANY 3-PANEL CARVED,  
SHOWN IN EGGSHELL PAINT



STILE & RAIL  
AUTHENTIC WOOD 2-PANEL SHAKER,  
SHOWN IN CUSTOM PAINT

## UPDATED TRADITIONAL

### A REFRESHED TAKE ON TIMELESS TRADITION

Updated Traditional styles feature classic and timeless elements with a modern twist that exudes a sense of refined elegance. Dark natural colors and wood tones create warmth, while raised panel options and eyebrow arches add visual interest. This interior door collection features doors that stand out and can be the focal point of any space.




---

FIND MORE STYLE INSPIRATION ONLINE

Additional doors, colors, and options at [jeld-wen.com](http://jeld-wen.com)

---



**KARONA™**  
MAPLE 2-PANEL ARCH TOP DOUBLE DOOR  
WITH CUSTOM MOULDING,  
SHOWN IN CUSTOM PAINT



**MOLDED**  
CAMDEN™ 2-PANEL TEXTURED ARCH TOP,  
SHOWN IN LINEN PAINT

## EXPLORE JELD-WEN® INTERIOR DOORS IN THIS STYLE



**IWP® Wood**  
Mahogany  
3-Panel Carved,  
shown in  
Eggshell paint



**Karona™**  
Maple 2-Panel Arch Top Double  
Door with Custom Moulding,  
shown in custom paint



**Stile & Rail**  
Authentic Wood  
Knotty Alder  
2-Panel Arch Top  
with V-Groove,  
unfinished



**Stile & Rail**  
Authentic Wood  
2-Panel Shaker,  
shown in  
custom paint



**Tria™**  
3-Panel Flat,  
primed



**Molded**  
Camden® 2-Panel  
Textured Arch Top,  
shown in Linen paint

SEE ENTIRE COLLECTION ON PAGE 38

Actual colors may vary from samples shown due to printing process and/or differing monitor calibrations.





KARONA™  
RIFT WHITE OAK HORIZONTAL V-GROOVE,  
SHOWN IN CLEAR FINISH



FLUSH  
STUDIO™ SL100 5-PANEL WITH GROOVES,  
SHOWN IN GRANITE PAINT

## SIMPLY MODERN

SPACIOUS, SIMPLE,  
AND INVITING

Designed to make a statement, the interior doors in our Simply Modern collection showcase a beautiful balance between minimalist and contemporary design. Textured glass inserts, natural wood elements, and deep colors create a sleek door that suits any modern style home.



FIND MORE STYLE INSPIRATION ONLINE

Additional doors, colors, and options at [jeld-wen.com](http://jeld-wen.com)



**STILE & RAIL**  
MODA® RUSTIC 4-LITE WITH TRANSLUCENT GLASS,  
SHOWN IN CLEAR FINISH



**KARONA™**  
MAPLE 3-LITE DOUBLE DOOR WITH ENGLISH REEDED GLASS,  
SHOWN IN CUSTOM STAIN

## EXPLORE JELD-WEN® INTERIOR DOORS IN THIS STYLE



**IWP® Wood**  
Mahogany 1-Lite  
with MW Glass,  
shown in Foundry™  
Metallic Black paint



**Karona™**  
Maple 3-Lite Double Door  
with English Reeded Glass,  
shown in custom stain



**Karona™**  
Rift White Oak  
Horizontal V-Groove,  
shown in clear finish



**Stile & Rail**  
MODA® Rustic  
4-Lite with  
Translucent Glass,  
unfinished



**Tria™**  
1-Panel Flat,  
primed



**Flush**  
Studio™ SL100  
5-Panel with  
Grooves, shown  
in Granite paint

SEE ENTIRE COLLECTION ON PAGE 39

Actual colors may vary from samples shown due to printing process and/or differing monitor calibrations.

## PRODUCT LINES

BEAUTIFULLY CRAFTED AND DESIGNED  
TO IMPRESS, OUR INTERIOR DOORS  
ARE VERSATILE AND RELIABLE.

KARONA™  
RIFT WHITE OAK RADIUS TOP WITH V-GROOVE PANELING,  
SHOWN IN CLEAR FINISH







## IWP® WOOD

### IMPECCABLE QUALITY, LUXURY, AND CUSTOMIZATION

Exceptionally crafted interior doors for the most well-appointed homes. These luxury doors are distinguished by the highest level of customization options and attention to detail at every step: from superior design to a selection of the finest hardwoods, from the widest array of premium aesthetic details to a comprehensive, commercial-grade 10-step finishing process. IWP® Wood doors offer uncommon beauty and uncompromising style.



ARTISAN  
CRAFTED



CUSTOMIZABLE



REAL WOOD



SOLID CORE



*IWP® WOOD  
WALNUT 3-PANEL WITH BURL INLAY, SHOWN IN CHAPPO STAIN*

Actual colors may vary from samples shown due to printing process and/or differing monitor calibrations.



IWP® WOOD  
MAHOGANY 3-PANEL CARVED,  
SHOWN IN EGGSHELL PAINT



IWP® WOOD  
RED GRANDIS 3-PANEL WITH STAINLESS STEEL OVERLAYS,  
SHOWN IN MARINE PAINT



IWP® WOOD  
MAHOGANY 1-LITE WITH MW GLASS,  
SHOWN IN FOUNDRY™ METALLIC BLACK PAINT



IWP® WOOD  
RED GRANDIS GLASS PANEL WITH CLEAR GLASS AND GOTHIC  
TDL, SHOWN IN CHAPPO STAIN





## KARONA™

### CUSTOM FLEXIBILITY, WHEN DETAILS MATTER MOST

Expertly crafted for high-end homes, Karona™ interior doors are distinctive and beautiful, capturing the substantial feel and warm appearance of real wood. Choose from dozens of classic door designs or create a custom solution. Karona™ doors present a wealth of options for getting the details right — including more than 20 wood species, decorative glass choices, and more.



CUSTOMIZABLE



REAL WOOD



SOLID CORE



KARONA™  
MAPLE 8-LITE OVER PANEL, UNFINISHED


Actual colors may vary from samples shown due to printing process and/or differing monitor calibrations.



KARONA™  
MAPLE 3-LITE DOUBLE DOOR WITH ENGLISH REEDED GLASS,  
SHOWN IN CUSTOM STAIN



KARONA™  
MAPLE 2-PANEL ARCH TOP DOUBLE DOOR WITH CUSTOM MOULDING,  
SHOWN IN CUSTOM STAIN



KARONA™  
MAPLE 1-LITE OVER PANEL DOUBLE DOOR,  
SHOWN IN CUSTOM STAIN



KARONA™  
RIFT WHITE OAK HORIZONTAL V-GROOVE,  
SHOWN IN CLEAR FINISH



## STILE & RAIL

### HIGH-QUALITY CONSTRUCTION WITH DESIGN OPTIONS FOR ALL STYLES

A wide range of attractive and functional designs and durable stile and rail construction are key benefits of the Stile & Rail door collections. This comprehensive selection of doors includes designs that complement any home style.

These substantive interior doors offer an array of options for creating the right solution, including multiple sizes, wood species choices, and glass options.

#### STILE & RAIL COLLECTIONS

##### AUTHENTIC WOOD

The warmth and beauty of real wood

##### MODA®

Simple, clean lines with multiple configurations



WOOD SPECIES &  
GLASS OPTIONS



REAL WOOD



SOLID CORE



STILE & RAIL  
MODA® RUSTIC KNOTTY WHITE CEDAR 3-PANEL, UNFINISHED

Actual colors may vary from samples shown due to printing process and/or differing monitor calibrations.





STILE & RAIL  
AUTHENTIC WOOD 2-PANEL SHAKER,  
SHOWN IN CUSTOM PAINT



STILE & RAIL  
MODA® 4-LITE WITH TRANSLUCENT GLASS,  
SHOWN IN CUSTOM PAINT



STILE & RAIL  
AUTHENTIC WOOD PLANTATION LOUVER,  
SHOWN IN CUSTOM PAINT



STILE & RAIL  
MODA® RUSTIC KNOTTY WHITE CEDAR 3-PANEL,  
SHOWN IN CLEAR FINISH



## TRIA™

### SOUND-REDUCING DOORS WITH THE BROADEST DESIGN CHOICES

Our TRIA™ interior doors include an expansive offering of designs ranging from minimalistic to architectural. The solid engineered build of TRIA™ doors reduces sound transmission, while routed MDF construction means there is no possibility of stile and rail separation.

#### TRIA™ COLLECTIONS

##### L-SERIES

Clean lines and square profiles for Shaker-inspired style

##### C-SERIES

Carved appearance and a seamless, smooth surface

##### R-SERIES

Routed architectural detail with inlaid pieces



OUR QUIETEST  
DOOR



SOLID CORE



ROUTER CARVED  
DESIGN



TRIA™  
2-PANEL FLAT, PRIMED

Actual colors may vary from samples shown due to printing process and/or differing monitor calibrations.



TRIA™  
2-PANEL FLAT,  
SHOWN IN CUSTOM PAINT



TRIA™  
3-PANEL FLAT WITH MIRROR,  
SHOWN IN CUSTOM PAINT



TRIA™  
CARVED DECO,  
SHOWN IN CUSTOM PAINT



TRIA™  
1-PANEL FLAT,  
SHOWN IN CUSTOM PAINT

## MOLDED WOOD COMPOSITE

### DURABLE CONSTRUCTION WITH COMPREHENSIVE DESIGN CHOICES

This interior door collection features a range of designs to meet any home style preference and doors that require minimal maintenance. With solid core upgrade options for reducing sound transmission and meeting fire ratings, our molded wood composite doors are a versatile and affordable choice.



ENGINEERED FOR  
DURABILITY



MULTIPLE CORE  
OPTIONS



MOLDED  
CRAFTSMAN III™ 3-PANEL FLAT, PRIMED

Actual colors may vary from samples shown due to printing process and/or differing monitor calibrations.





MOLDED  
SANTA FE™ 2-PANEL ROUND TOP PLANK,  
SHOWN IN HAZELNUT



MOLDED  
CAMDEN® 2-PANEL TEXTURED ARCH TOP,  
SHOWN IN LINEN PAINT



MOLDED  
CAIMAN® 2-PANEL ROUND TOP,  
SHOWN IN SERENITY PAINT



MOLDED  
CRAFTSMAN III™ 3-PANEL FLAT,  
SHOWN IN MODERN WHITE



## FLUSH

### MINIMALIST AND ECONOMICAL

Offered in a variety of finishes and woodgrains, and available with a ProCore® solid core to reduce sound transmission, JELD-WEN® flush wood composite interior doors are dependable and affordable.

#### FLUSH COLLECTIONS

##### STUDIO™

Minimalist and contemporary designs with a router-carved look

##### FLUSH PANEL

Hardwood veneer or embossed woodgrain, available natural or primed



LOW  
MAINTENANCE



MULTIPLE CORE  
OPTIONS



*FLUSH  
STUDIO™ SL100 5-PANEL WITH GROOVES, SHOWN IN GRANITE PAINT*

Actual colors may vary from samples shown due to printing process and/or differing monitor calibrations.



FLUSH  
STUDIO™ SL100 5-PANEL WITH GROOVES,  
SHOWN IN GRANITE PAINT



FLUSH  
HARDWOOD,  
CLEAR FINISH



FLUSH  
PRIMED HARDBOARD,  
SHOWN IN CUSTOM PAINT



FLUSH  
PRIMED HARDBOARD,  
SHOWN IN CUSTOM PAINT



## DOOR APPLICATIONS

DISCOVER THE RIGHT DESIGNS  
AND APPLICATIONS FOR EACH  
OF THE SPACES IN YOUR HOME.

STILE & RAIL  
AUTHENTIC WOOD RUSTIC WHITE CEDAR 6-LITE OVER PANEL  
WITH SATIN NICKEL DESIGNGLIDE™ HARDWARE,  
SHOWN IN CUSTOM PAINT





## SWING

### TIMELESS OPERATING STYLES AND STATEMENT DESIGNS

Choose a hinged swing door with an inswing or outswing for a classic operating style and aesthetic. With ample designs and decorative options to choose from, finding the right swing door for your home is simple. Make a statement by pairing two doors together to create French style doors.



## BIFOLD

### MAXIMIZE SPACE WHILE CREATING SEPARATION

Bifold doors make the most of smaller spaces and are commonly used to disguise pantries, laundry rooms, and closets. With designs available to match multiple home styles, our bifold doors elevate the look and functionality of your home.





## POCKET

### FUNCTIONAL AND BEAUTIFUL

Pocket doors merge form and function to allow for optional privacy or wide-open transitions from one room to another. Designed to hide within the wall when not in use, pocket doors offer flexibility to suit your style and needs.



## BARN

### DESIGNED TO STAND OUT

By adding DesignGlide™ barn door hardware, you can turn almost any door design into a sliding barn door. DesignGlide's soft-close hardware installs easily and is available in multiple finishes. Barn doors are a great way to combine visual interest, functionality, and architectural style.



## DESIGNGLIDE™

### ALL YOU NEED TO CREATE A BARN DOOR

DesignGlide™ transforms standard-sized doors into barn doors. Our unique hardware is much more than functional; it adds a distinct modern or traditional touch to your barn door. The soft-close technology also keeps the door from slamming shut. Doors close just like your kitchen drawers — softly, quietly, and smoothly. With DesignGlide, you can do it yourself, without reframing or buying custom doors.






DESIGNGLIDE™ HARDWARE,  
MATTE BLACK



STILE & RAIL  
AUTHENTIC WOOD RUSTIC WHITE CEDAR 6-LITE OVER PANEL  
WITH SATIN NICKEL DESIGNGLIDE™ HARDWARE, CLEAR FINISH


## DESIGNGLIDE™ KIT

All fastening hardware included.



Door slab not included. Matte Black kit shown above.  
Kits also available in Satin Nickel and Antique Bronze.

## FINISHES



Satin Nickel



Matte Black



Antique  
Bronze

## SIZING

- 72" track fits 36" x 80" x 1-3/8" doors up to 120 pounds
- 84" track fits 42" x 80" x 1-3/8" doors up to 120 pounds

TRANSFORM ANY STYLE DOOR INTO A BARN DOOR  
WITH DESIGNGLIDE™ FROM JELD-WEN.





## REFERENCE GUIDE

EXPLORE ON-TREND DOOR DESIGNS THAT  
WILL COMPLEMENT ANY STYLE HOME.

STILE & RAIL  
AUTHENTIC WOOD 2-PANEL SHAKER,  
SHOWN IN CUSTOM PAINT





# FARMHOUSE

## IWP® WOOD

\$\$\$

## KARONA™

\$\$\$



Knotty Alder  
3-Lite with  
Seedy Baroque  
Glass (W33),  
shown in  
Chappo stain



Red Grandis  
Glass Panel with  
Clear Glass and  
Gothic TDL (W500),  
shown in  
Chappo stain



Mahogany 1-Lite  
over Plank Panel  
with Chinchilla  
Glass (W1302),  
shown in Ebony  
paint



Rift White Oak  
Radius Top with  
V-Groove Paneling  
(RR6000), shown  
in clear finish



Rustic Walnut  
Crossbuck, shown  
in Chestnut stain



MDF with V-Groove  
Paneling and Matte Black  
DesignGlide™ Hardware,  
primed

## STILE & RAIL

\$\$



Authentic Wood  
15-Lite (1515),  
primed



Authentic Wood  
5-Panel Shaker  
(1055), primed



MODA® Rustic  
Knotty White Cedar  
3-Panel (RMP 1035),  
unfinished



Authentic Wood  
Rustic White Cedar  
6-Lite over Panel  
with Matte Black  
DesignGlide™  
Hardware,  
unfinished



Authentic Wood  
Knotty Alder  
2-Panel Square  
V-Groove,  
unfinished



Authentic Wood  
Knotty Pine  
2-Panel Arch Top  
V-Groove (0028V),  
unfinished

## TRIA™

\$\$

## MOLDED

\$



1-Panel Arch  
Top (C1050),  
primed



Craftsman  
3-Panel Flat,  
primed



Craftsman III™  
3-Panel Flat,  
primed



Santa Fe™  
Round Top,  
primed



Conmore®  
5-Panel Flat,  
primed



Monroe®  
2-Panel Flat,  
primed





# COASTAL

## IWP® WOOD \$\$\$



Red Grandis 4-Lite with Bevel and Reed Glass and Polished Zinc Caming (W44G), shown in Fog paint



Mahogany 1-Lite over Plank Panel with Chinchilla Glass (W1302), shown in Serenity paint



Maple 1-Lite over Panel Double Door (4010T4G), shown in custom stain



Maple 8-Lite over Panel, unfinished



MDF Chevron V-Groove with Matte Black DesignGlide™ Hardware, primed



White Oak Chevron V-Groove with Satin Nickel DesignGlide™ Hardware, shown in Coastal Cool stain

## STILE & RAIL \$\$\$



Authentic Wood Plantation Louver (0730P), primed



Authentic Wood 1-Panel Shaker with Satin Nickel DesignGlide™ Hardware, primed



Authentic Wood 10-Lite (1510), primed



MODA® 3-Lite with Clear Glass, primed



2-Panel Flat (L2020), primed



5-Panel (C5000), primed

## TRIA™ \$\$

## MOLDED \$



Birkdale™ 3-Panel Flat, primed



Caiman® 2-Panel Round Top, primed




Monroe® 2-Panel Flat, primed



Rockport™ 5-Panel, primed

## FLUSH \$



Hardboard, primed

Please see your local JELD-WEN representative for available designs and options. Actual colors may vary from samples shown due to printing process and/or differing monitor calibrations.



## UPDATED TRADITIONAL

### IWP® WOOD

\$\$\$



Mahogany  
3-Panel Carved  
(W103), shown  
in Eggshell paint



Walnut 3-Panel  
with Burl Inlay  
(W33), shown  
in Chappo stain



Mahogany 1-Lite  
over Panel with  
Clear Glass and C  
Grid SDL (W304),  
shown in Swiss  
Coffee paint

### KARONA™

\$\$\$



Maple 2-Panel Arch Top Double  
Door with Custom Moulding  
(1/2AA-4010-Pairs), shown in  
custom paint



Rift White Oak 1-Panel  
with Matte Black  
DesignGlide™ Hardware,  
shown in clear finish

### STILE & RAIL

\$\$



Authentic Wood  
Knotty Alder  
2-Panel Arch Top  
with V-Groove  
(0028V),  
unfinished



Authentic Wood  
Craftsman 3-Panel  
Shaker (1033),  
primed



Authentic Wood  
2-Panel Shaker  
(1022),  
primed



3-Panel Flat  
(L3070),  
primed



1-Panel Flat  
with Mirror,  
primed

### TRIA™

\$\$

### MOLDED

\$



Camden®  
2-Panel Textured  
Arch Top,  
primed



Princeton™  
2-Panel Arch Top,  
primed



Carrara®  
2-Panel Square Top,  
primed



Monroe®  
2-Panel Flat,  
primed



Colonist® Smooth  
6-Panel,  
primed



Colonist® Textured  
6-Panel, primed

# SIMPLY MODERN

## IWP® WOOD

\$\$\$



Mahogany 1-Lite with MW Glass (W5037), shown in Foundry™ Metallic Black paint



Red Grandis 3-Panel with Stainless Steel Overlays (W33), shown in Marine paint



Walnut Flush with Grooves (W47V), shown in Chappo stain

## KARONA™

\$\$\$



Maple 3-Lite Double Door with English Reeded Glass (5300ER4G), shown in custom paint



Rift White Oak Horizontal V-Groove (6000), shown in clear finish

## STILE & RAIL

\$\$



MODA® 1-Panel (PMP 1011), primed



MODA® 4-Lite with Translucent Glass (PMT 1044), primed



MODA® Rustic Knotty White Cedar 4-Lite with Translucent Glass (RMT 1044), unfinished

## TRIA™

\$\$



1-Panel Flat (L1000), primed



2-Panel Deco (C3340), primed

## MOLDED

\$




Conmore® 5-Panel Flat, primed



Madison® 1-Panel Flat, primed

## FLUSH

\$



Studio™ 4-Panel with Grooves (SL130), primed



Studio™ 5-Panel with Grooves (SL100), primed



Hardwood, unfinished

Please see your local JELD-WEN representative for available designs and options. Actual colors may vary from samples shown due to printing process and/or differing monitor calibrations.

# FINISHING OPTIONS FOR MOLDED DOORS

Choose the stain or paint that suits your style. We'll do the work. Our factory finish process saves you time and creates a more durable finish than an at-home paint job.


## PAINT OPTIONS



## STATEMENT™ COLLECTION

Statement™ Collection finishing delivers an artisan, hand-brushed effect. On-trend colors and texture blend for a beautiful appearance.


### OPTIONS



## WOODVIEW™ COLLECTION

Woodview™ Collection finishing involves a two-tone color process, creating the warm appearance of stained natural wood.

### OPTIONS



Note: Actual colors may vary from samples shown due to printing process and/or differing monitor calibrations. Factory-applied finishes are available with molded doors only. IWP® Wood and Karona™ doors are available with paint and stain colors not shown here, in addition to custom finishes.



A photograph of a wooden interior door with a black handle. A green plant is visible in the foreground on the left side. The door has a two-panel arch top plank design.

## LOOKING FOR MORE?

This brochure shows only a sample of the interior door styles and options we have available. We also offer a comprehensive range of high-quality windows, exterior doors, and patio doors. To view all of our curated style collections, visit [www.jeld-wen.com/en-us/styles/curated-style-collections](http://www.jeld-wen.com/en-us/styles/curated-style-collections)

MOLDED  
SANTA FE™ 2-PANEL ARCH TOP PLANK,  
SHOWN IN HAZELNUT

# JELD-WEN® INTERIOR AND EXTERIOR DOOR SLAB AND SYSTEM LIMITED WARRANTY

## OUR WARRANTY TO YOU...

JELD-WEN® Products<sup>1</sup> are designed to create lasting value for your home. This warranty is effective for JELD-WEN products manufactured on or after **June 1, 2019** for use in the United States and Canada. Any previous warranties will continue to apply to door products manufactured by JELD-WEN prior to this date. For additional information, including care and maintenance information, refer to **www.jeld-wen.com** or **www.jeld-wen.ca**.

### WHAT THIS WARRANTY COVERS

We warrant to the original owner<sup>2</sup> if your JELD-WEN Product exhibits a defect in material or workmanship within the time periods from the date of purchase as specified below, we will, at our option, repair, replace or refund the purchase price of the Product or component part. Skilled labor<sup>3</sup> (where deemed necessary by us) to repair or replace any component is provided for **one (1)** year from the date of purchase.

### Owner-Occupied Single-Family Residence Limited Warranty

**Door Slabs:** Except as set forth below, we warrant our door slabs, including any glass inserts, miscellaneous hardware, and accessories provided and installed by us, as follows:

Door Slab	Coverage
Fiberglass Exterior Doors	As long as you own and occupy your residence
Steel Exterior Doors	Ten (10) years
Wood Exterior Doors	Five (5) years
Interior MDF Doors	Ten (10) years
All Other Interior Doors	Five (5) years

**Factory Prefinish:** We warrant the factory-applied prefinish on our doors against peeling, checking, or cracking for periods listed below. Should the factory prefinish be proven defective, we will at our option, replace or refinish the door or pay up to the credit indicated per opening to the current owner. (Note: this coverage applies to factory-applied finish coat options only; standard factory-applied primer is not a finish coat.)

Product	Coverage	Refinish Credit
Aurora® Fiberglass Doors	10 years	\$350 per opening
Other Fiberglass and Steel Doors	10 years	\$100 per opening
Custom Exterior Wood Doors	1 year	\$250 per opening
Custom Interior Wood Doors	1 year	\$150 per opening
All Other Doors	1 year	\$100 per opening

**Door Frames:** We warrant our door frames for **one (1)** year from the date of purchase.

**AuraLast® Protection for Door Slabs and Frames:** Our AuraLast pine wood door slabs will be free from wood decay and/or termite damage for **twenty (20)** years from the date of initial purchase. Our AuraLast pine door frame components will be free from wood decay and/or termite damage **for as long as the original consumer owns the home** in which the AuraLast wood frames are originally installed. Warranty coverage outside Canada, the contiguous 48 states and Alaska is contingent upon approval from the JELD-WEN Customer Care Department. Please contact us.

**Severe Weather® Glass:** We warrant each Severe Weather glass unit for **ten (10)** years.

**Retractable Screens:** We warrant retractable roll screens for **five (5)** years.

**Stress Cracks:** Applies to sealed glass units installed in exterior doors. Laminated glass and special glazings are excluded. Coverage for **one (1)** year includes replacement glass and skilled labor<sup>3</sup> necessary

to replace the glass. Stress cracks occur when, in the first year after manufacture, the glass develops a crack without sign of impact.

### Commercial Limited Warranty (Other than Owner-Occupied Single-Family Residence)

#### All Door Slabs, Components, Prefinishes, and Options:

Warranty coverage is the lesser of five (5) years from the date of purchase or the period indicated above for Owner-Occupied Single-Family Residences.

### Transferability

This warranty is not transferable.

### HOW TO GET ASSISTANCE

If you have a problem with your JELD-WEN Door, immediately upon discovery, contact the distributor or dealer from whom you purchased our product or contact us directly:

In the United States:	
Mail:	JELD-WEN Customer Care Attn: Door Warranty Claims P.O. Box 1329, Klamath Falls, OR 97601
Phone:	800-JELD-WEN (800-535-3936)
Fax:	800-436-5954
Email:	CustomerServiceAgents@jeld-wen.com
Web:	www.jeld-wen.com/contact-us
In Eastern Canada:	
Mail:	JELD-WEN Service Department 90, rue Industrielle Saint-Appollinaire, Quebec, Canada GOS 2E0
Phone:	800-463-1930
Fax:	888-998-1599
In Western Canada:	
Mail:	JELD-WEN Service Department 550 Munroe Avenue Winnipeg, Manitoba, Canada R2K 4H3
Phone:	888-945-5627 204-668-8230
Fax:	204-663-1072
Email:	wpgservice@jeld-wen.com

We can respond quickly and efficiently if you provide the following: a) date and location of purchase, or product identification from the tag on the top edge of the slab, b) how to contact you, c) the address where the product can be inspected, and d) a description of the apparent problem and the product (photographs are helpful).

### What We Will Do

Upon receiving your notification, we will send out an acknowledgment within three business days to the contact, which you have provided. We will investigate your claim and will begin to take appropriate action within 30 days after receipt of notification. If your warranty claim is denied, we may charge an inspection fee for an onsite inspection that is required or requested by you.

If your claim is approved, and we choose to repair or replace the product or a component of the product, the replacement product/component will be provided in the same specification as the original product or its nearest equivalent current product. Replacement products, components and services are warranted for the balance of the original product or service warranty, or 90 days, whichever is longer.

If the claimed nonconformity is warp of a door slab, we may defer repairing or replacing the door slab for a period up to 12 months from the date of claim. It is not uncommon for a temporary warp condition to occur as the door slab adjusts to local humidity and temperature conditions. This deferral will not be counted against the warranty period.

Continued on next page

## WHAT THIS WARRANTY DOES NOT COVER

JELD-WEN manufactures and sells both individual door slabs and complete door systems. This warranty does not cover parts or components (e.g., locksets, handles, etc.) not sold by JELD-WEN to the original owner. See your distributor or dealer regarding the warranty on the entire door system and/or these other components.

JELD-WEN is not liable for damage, product failure or poor product performance due to:

- Normal wear and tear, including normal wear and tear of weatherstrip; and natural weathering of surfaces. Variations in the color or texture of wood or finish; surface cracks that are less than 1/32" in width and/or 2" in length; for knotty alder and juniper: surface checks that are less than 1/8" in width and/or 5" in length, and knot placement, quantity, or size.
- Normal wear and tear to hardware and naturally occurring changes to hardware finishes (e.g., corrosion or tarnishing).
- Misuse or abuse; failure to follow the care and maintenance instructions.
- Alteration or modification of the Product (e.g. customer applied peepholes, mail slots, security systems).
- Any cause beyond our reasonable control (e.g. fire, flood, earthquake, other acts of nature, and acts of third parties outside of our control).
- Failure to provide an adequate overhang for exterior doors; damage caused by extreme temperature buildup where storm doors are present. For general guidelines, see our "Appropriate Protection for Exterior Doors" in our product literature or at [www.jeld-wen.com/resources](http://www.jeld-wen.com/resources); for specific information pertaining to your structure, consult your contractor or other building professional.
- Improper installation not in conformance with JELD-WEN installation instructions (note: see [www.jeld-wen.com](http://www.jeld-wen.com) for current installation instructions); operational problems and problems related to water and/or air infiltration/leaking as a result of improper installation or flaws in building design or construction.
- Installation into a condition that exceeds product design standards and/or certified performance specifications and/or is not in compliance with building codes.
- Improper field finishing of all surfaces (front and back) and edges (top, bottom, and sides) of the door slab and frame (See our Finishing Instructions at [www.jeld-wen.com/resources](http://www.jeld-wen.com/resources)); variation or unsatisfactory results in sheen or texture resulting from the field application of paint or any other finishing material.
- Bow or misalignment in the frame or jamb in which the door slab is hung (if such is purchased from JELD-WEN unmachined and not prehung).
- Wood decay for wood components other than of AuraLast pine; and wood decay for any wood components (including pine) that come in direct contact with soil. Note: superficial mold/mildew does not indicate wood decay.
- Structural integrity issues or other problems caused by improper field fitting of the hardware, improper sizing of the door slab, or other assembly problems.
- Hardware, accessories or inserts that are not provided by us.
- Condensation or damage as a result of condensation (Note: unless due to insulating glass failure, most condensation problems are related to excessive humidity levels in a structure; contact a heating/air conditioning specialist for help).

JELD-WEN is also not liable for:

- Warp for any 3'6" wide by 8' 0" high by 1 3/4", or smaller door slab, which does not exceed 1/4" in the plane of the door slab itself; door slabs wider and/or higher are not guaranteed for warp.
- Slight expansion or contraction due to varying environmental conditions; slab movement (shrinkage or swelling) of 1/4" or less due to temperature and humidity, consult our Care & Maintenance documents on how to work with this natural movement.
- Screen damage due to normal wear and tear, misuse, abuse, or insect or animal activity.
- Discoloration or rusting of decorative metal accent options, such as grilles, clavos, straps, etc.; discoloration of wood sills provided by us.
- Slight imperfections or wavy distortions in the glass that don't impair structural integrity. Note: wavy distortions in the glass (e.g. related to laminate interlayer or heat strengthening of glass) are not considered a defect. Slight color variations in glass are not considered a defect.

- Labor and materials for repainting or refinishing activities or the removal or disposal of defective product(s); labor exceeding the time periods specified above.
- Incidental or consequential damage. Some states/provinces do not allow the exclusion or limitation of incidental or consequential damages, so this may not apply to you.

### Important Legal Information -- Please read this carefully. It affects your rights.

This Limited Warranty document sets forth our maximum liability for our products. We shall not be liable for special, indirect, consequential, or incidental damages. Your sole and exclusive remedy with respect to any and all losses or damages resulting from any cause whatsoever shall be as specified above. We make no other warranty or guarantee, either express or implied, including implied warranties of merchantability and fitness for a particular purpose to the original purchaser or to any subsequent user of the Product, except as expressly contained herein. In the event state or provincial law precludes exclusion or limitation of implied warranties, the duration of any such warranties shall be no longer than, and the time and manner of presenting any claim thereon shall be the same as, that provided in the express warranty stated herein. This Limited Warranty document gives you specific legal rights, and you may have other rights that vary from state/province to state/province.

Any dispute, controversy or claim arising out of or relating to this warranty, any alleged breach thereof, or the use or sale of the products to which this warranty applies shall be resolved by mandatory and binding arbitration administered by the American Arbitration Association in accordance with its commercial arbitration rules. Any ensuing arbitration will be venue in Charlotte, North Carolina. Original purchaser agrees that they may assert claims against JELD-WEN in their individual capacity only, and not as a plaintiff or class member in any purported class action proceeding. This warranty shall be interpreted in accordance with the laws of North Carolina (excluding North Carolina's conflict of laws principles). This warranty shall be interpreted in accordance with the laws of Oregon (excluding Oregon's conflict of laws principles). If any provision of this warranty is deemed illegal or unenforceable in a judicial proceeding, that provision shall be severed and excluded, and the remainder of this warranty shall continue in force. Rejection of these dispute resolution provisions must be sent to JELD-WEN at the address provided herein within thirty (30) days of original purchaser's receipt of the Products to which this warranty applies.

No distributor, dealer or representative of JELD-WEN has the authority to change, modify or expand this warranty. The original purchaser of this Product acknowledges that they have read this warranty, understand it and are bound by its terms and agrees to provide this warranty to the original owner of the structure into which the Product is installed.

<sup>1</sup>"JELD-WEN Products" shall refer to interior and exterior door slabs and systems marketed under the JELD-WEN brand name for use in the United States and Canada. See our separate Export Warranty for applicable coverage on products used outside the United States and Canada.

<sup>2</sup>This warranty extends to the original owner (original owner means the contractor/dealer/distributor/purchaser and the initial owner of the structure where the product is initially installed) and is not transferable. The original purchaser of this product acknowledges that they have read this warranty, understand it and are bound by its terms and agrees to provide this warranty to the original owner of the structure into which the product is installed. Should state or provincial law preclude no transferability, then the warranty period is effective as applicable up to **five (5)** years from the date of initial purchase for door slabs and systems and **one (1)** year from the date of manufacture for the factory prefinish.

<sup>3</sup>"Skilled labor" refers to tasks where specialized technical knowledge, experience, methods or tools are required to properly identify, diagnose and/or correct product-related problems.

© 2019, JELD-WEN, Inc. | JELD-WEN and AuraLast are registered trademarks of JELD-WEN, Inc.





© 2023 JELD-WEN, Inc. All rights reserved. | JELD-WEN, the JELD-WEN Logo, the JW Logo, CAIMAN, CAMDEN, CARRARA, COLONIST, CONMORE, IWP, MADISON, MODA, MONROE, and PROCORE are registered trademarks of JELD-WEN, Inc. BIRKDALE, CRAFTSMAN III, DESIGNGLIDE, FOUNDRY, KARONA, PRINCETON, ROCKPORT, SANTA FE, STATEMENT, STUDIO, TRIA, and WOODVIEW are trademarks of JELD-WEN, Inc. JELD-WEN is proud to be part of the JELD-WEN global family of product brands and companies.

10-98353 04/23